



ABOUT OUR LOGS

Our Eastern white pine logs come mostly from Western N.Carolina, E. Tennessee and SW Virginia. The cedar that we mill come by rail from W. Canada. This is where we get the heart of the log to mill our log homes. The Eastern white pine logs are Kiln dried at the mill and are delivered to your job site with a **FULL WARRANTY** against any manufacturing defects. We also have established a relationship with Terminex to have the cut logs treated for any termites or wood boring insects. Terminex also puts an 18 month warranty on their treatment. Finally, we give you a product called WoodGuard that seals and waterproofs the logs upon completion of the home and adds your choice of color to the exterior. WoodGuard also contains a chemical that is toxic to insects, termites and wood bores but yet has no smell to humans.

All of our log packages are available in your choice of a 6"X6", 6"X8", 8"X6" D-Shape log and a 6"X12" Log with or without a chink joint. We take great care to mill a log that has a double tongue and groove, top and bottom, so when used with insulation, interlocks and seals the log courses and is one of the best and efficient methods in the industry.

We utilize a screw type spike set every 18 inches, double foam insulation strips, 1" maple dowel pins and a 16" circular saw which allows you to relocate a window or door without disturbing the overall design of the home. For the Do-It Yourselfers, we furnish 8-16 hours of technical assistance with a qualified and experienced builder

Mother Nature has given wood the durability to survive the cold and snow of the harshest winter and the strength to retain heat and protect itself from the blazing sun. Properly maintained, a home made from solid wood will stand for centuries and bravely stand out from the crowd of ordinary homes, with the glowing rustic charm only a log home can give. As for the practical advantages, wood is naturally a better insulator; just **8 inches of wood is equal in insulation value to 4 feet of stone or 10 feet of brick and concrete.**

Q. What kind of heat can I use?

A. Any kind you want. We are heated with an electric heat pump. Other Custom homes have been built with hot water, forced air, gas and wood heat.

Q. Do we need a special foundation?

A. No. You can build a Custom Home over a concrete block foundation, a poured concrete basement or a crawl space or concrete slab.

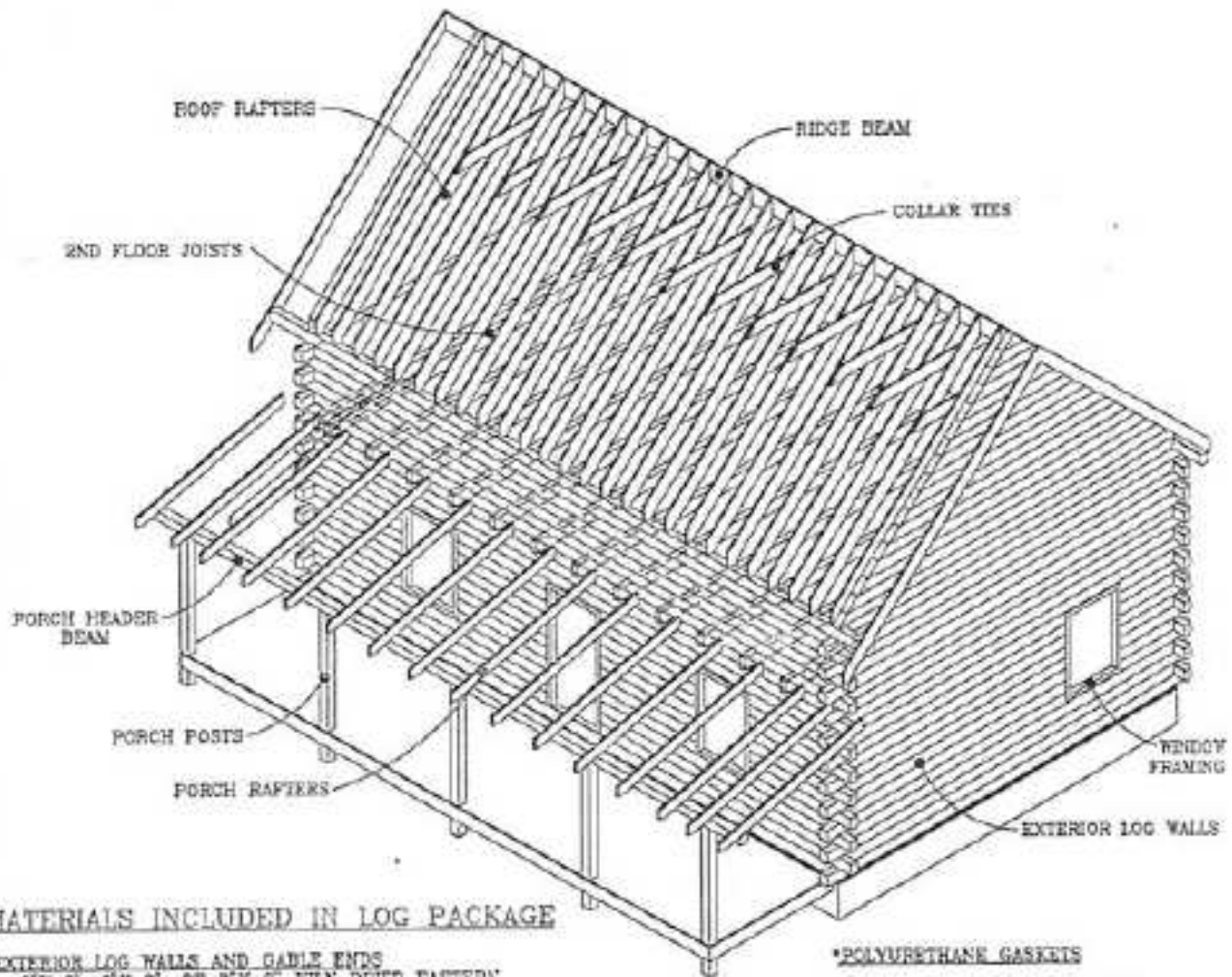
Q. Are cedar or cypress logs better?

A. No! Most wood experts will agree that treated pine logs are far superior to untreated second and third generation cedar and cypress.

Q. Do you build your Log Homes "Turn Key"?

A. We supplies the material ONLY for both the Log Package from the block up as described in our literature. We work with your builder or we can help by suggesting a builder in the area that has experience with Log Home Construction. We also work with you on estimating your turn key price, however, your final price depends on your design, your builder and your building site. We have also helped several individuals build it on their own by furnishing on job advise and assistance.

PACKAGE MATERIALS



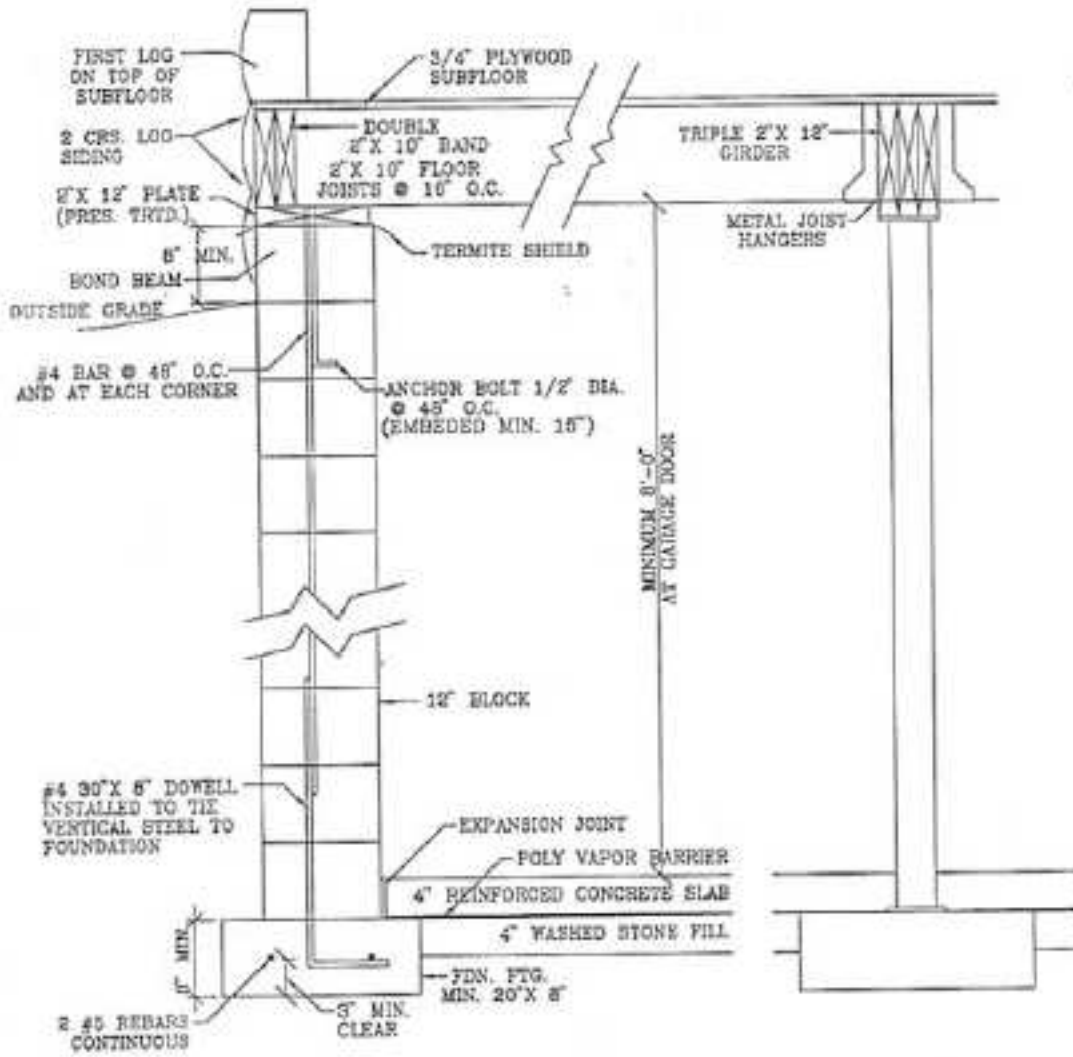
MATERIALS INCLUDED IN LOG PACKAGE

- *EXTERIOR LOG WALLS AND GABLE ENDS
6" X 6", 6" X 8", OR 8" X 8" KILN DRIED EASTERN
WHITE PINE, DOUBLE TONGUE AND GROOVE CUT,
D-SHAPE LOGS.
- *ROOF MATERIALS INCLUDE:
2" X 10" RAFTERS, RIDGE BEAM, AND COLLAR TIES
(FOR MOST 2 STORY MODELS), OR PREBUILT ROOF
TRUSSES FOR 1 STORY MODELS)
YOUR CHOICE OF GABLE OR GAMBRREL ROOF STYLE
ON 2 STORY MODELS.
- *WINDY AND DOOR FRAMING
- *COMPLETE SET OF CONSTRUCTION DRAWINGS
- *10" OR 12" SERIAL SEIKES
- *EXPANDABLE FOAM AND FOAM GUN

- *POLYURETHANE GASKETS
- *BUTYL GASKETS FOR CORNERS
- *3/4" DOWELPINS (36" LONG DOWELS,
CUT TO LENGTH ON JOBSITE
- *PORCH MATERIALS INCLUDE
2" X 6" PORCH RAFTERS
6" X 6" PORCH POSTS
6" X 6" HEADER BEAM
- *SECOND FLOOR JOISTS
4" X 8" END FLOOR JOISTS
6" X 12" 2ND FLOOR GIRDER ON
2 STORY MODELS

*FULL WARRANTY AGAINST MANUFACTURING
DEFECTS.

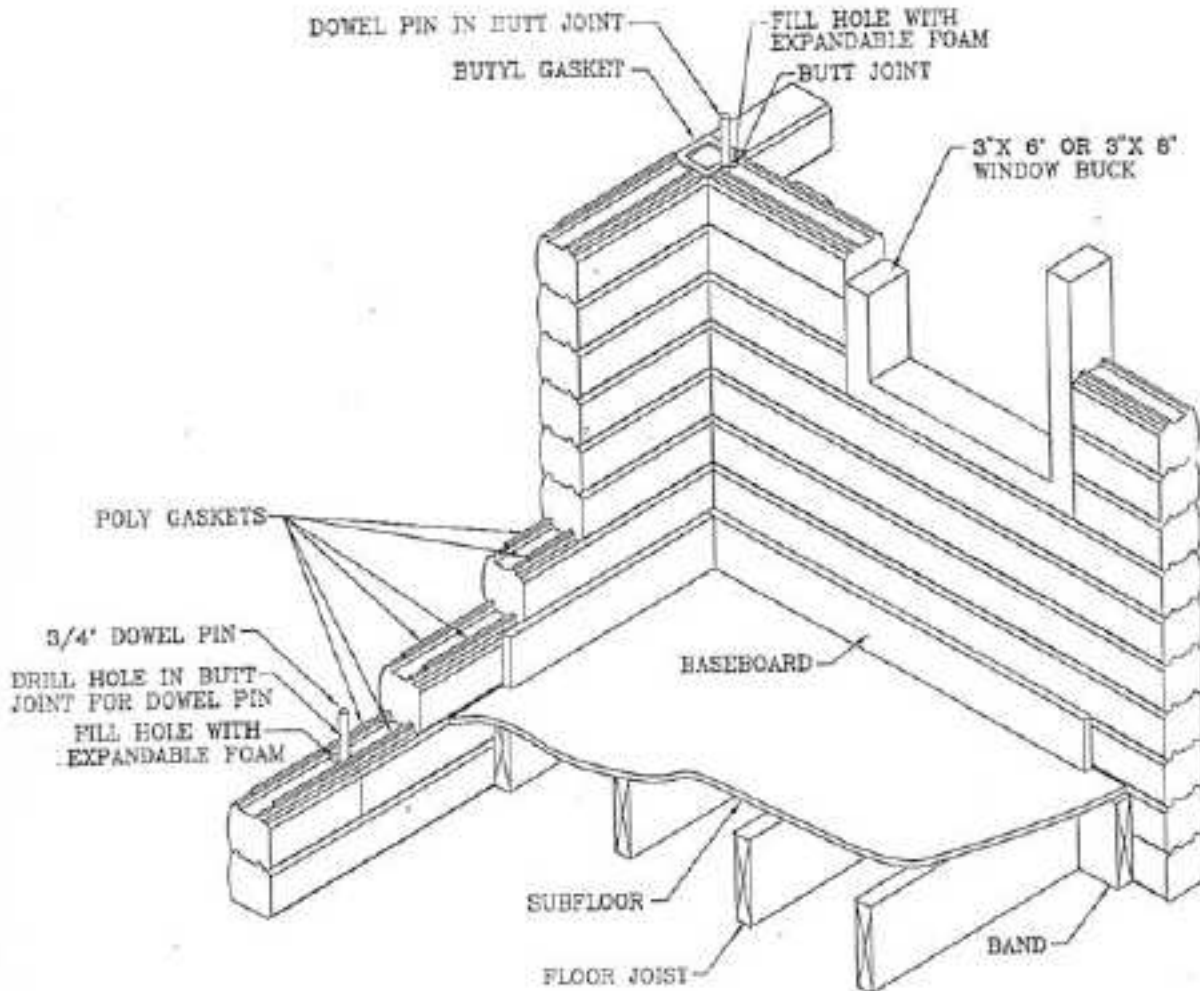
FOUNDATION DETAIL



THE BOTTOM OF THE FOUNDATION SHALL BE INSTALLED AT A MINIMUM OF 24" BELOW EXISTING AND/OR FINISHED GRADE

FOUNDATION DETAIL (BASEMENT)
W/ LOGS OFF SUBFLOOR

CORNER DETAILS



TYPICAL CORNER DETAIL

***NOTES:**

1. PLACE 10" SPIRAL SPIKES @ 12" O.C. ALONG CENTER OF EACH 6" LOG.
PLACE 12" SPIRAL SPIKES @ 12" O.C. ALONG CENTER OF EACH 6" LOG.
2. PLACE POLY GASKET ON TOP OF BOTH TONGUES OF EACH LOG COURSE
3. DRILL, DOWEL AND EXPANDABLE FOAM ALL BUTT JOINTS (WALLS AND CORNERS).
4. PLACE BUTYL GASKET ON TOP OF LOG AT ALL CORNERS.

LOG PROFILES



6"X6"
KILN-DRIED
EASTERN WHITE PINE



6"X12"
WITH CHINK JOINT
KILN-DRIED
EASTERN WHITE PINE



6"X8"
KILN-DRIED
EASTERN WHITE PINE



6"X8"
KILN-DRIED
EASTERN WHITE PINE
WIDE STACH



2"X6" OR 2"X8"
LOG SIDING
KILN-DRIED
EASTERN WHITE PINE



6"X12"
WITHOUT CHINK JOINT
KILN-DRIED
EASTERN WHITE PINE



6"X8"
KILN-DRIED
EASTERN WHITE PINE



6"X8"
KILN-DRIED
EASTERN WHITE PINE

PRICING

These general "rules of thumb" are designed to help you price your own custom built home.

RULE 1. Take the estimated square foot of the floor plan and multiply by \$18 - \$22. The range depends on single story or 2 story styles. This will give you an estimated cost of the log package using the 8" Super "D" Log.

RULE 2. Take the square foot again and multiply by \$12. This will give you an estimated cost of "Under Roof" or "In The Dry." Prices vary based on availability and size.

RULE 3. Take the square footage again and multiply by \$18. This will give you the estimated cost of labor to erect your log package with floor, roof, interior studs, exterior doors and windows. Excludes Porching and material.

RULE 4. This will give you a total of \$48-52 per square foot. Depending on your input into the finish work, it will cost you a total of \$98-\$100 to "turn key" finish your new custom built log home. This is an estimate, not a quote. You are in control of the expenses.

We keep 19 different models available for your consideration. Although these are certainly not all of the available models, these are a representation of the "Classic" Log Home Styles. Custom models are available since all of our homes are built by blue print and are NOT pre-designed and pre-cut kits. PRICES QUOTED ARE FOR THE 6" X 8" SUPER 'D' LOG. Price quotes for our

6" X 6" and the 8" X 6" Log packages are available from your Custom Log Homes Dealer.

MODEL	Log Pkg.	Sq.Ft.
American Dream	\$16,487	576
Balsam	\$24,499	1042
Big Laurel	\$63,069	3360
Carolinian	\$29,394	1728
Country Classic	\$75,814	2986
Fernwood	\$19,473	864
Fox Run	\$23,941	1196
Hornbuckle	\$33,132	1711
Laurelwood	\$24,631	1320
Meadowbrook	\$27,681	1680
Misty	\$22,051	1050
Mountain Ash	\$22,634	902
Mountaineer	\$26,123	1092
Pioneer	\$32,890	2032
Red Maple	\$32,349	1923
Rhododendron	\$34,250	1946
Sycamore	\$27,494	1456
Timber Oaks	\$25,794	1518
Tranquil Hideaway	\$28,139	1160

LOG HOME PACKAGES INCLUDE:

1. EXTERIOR LOG WALLS AND GABLE ENDS - 6" X 6", 6" X 8", 8" X 6" D Shaped Logs or 6" X 12", German Chink or 3" - 8" Round Logs - Kiln Dried Eastern White Pine, Double Tongue and Groove Cut. Other log materials are available by request
2. ROOF MATERIALS INCLUDE: 4" X 8" Rafters, Laminated Ridge Beam and Collar Ties (for most 2 story models) or Prebuilt Roof Trusses for 1 Story Models. 1" X 6" T&G decking for the Great Room ceiling and 2" X 6" T&G decking for the entire 2nd floor flooring.